

English Talk 4 Writing
Week 4
Writing Your Story

w/c 11.05.2020



Write your story!

- Now it's time to write your story! You will need a computer, tablet or paper and something to write with.
- I'll give you a bit of help on each section as I write my own.
- We can write it together, bit by bit just like in class 😊
- Remember if you would like to Magpie ideas it is 100% ok 😊

First Section



- Use your boxed up plan to help you.
- Look back at the model text to help you too.
- In this section I want you to:
 - ❖ Introduce your Main Character and show the reader that the MC is poor.
 - ❖ Give a bit of detail about your MC's daily life by using a fronted adverbial like 'every day' or 'each week' or 'during her working hours'.

Li is a poor fisherman.	MC is poor	Zoe is a poor oyster diver .
-------------------------	------------	------------------------------

Here's my first paragraph. Use it to help you write yours using your box plan.



The Queen of the Oysters

A long time ago in a land of sea and stars, there lived a poor oyster diver named Zoe.

When the tide was right, she went deep, deep down in the sea to catch oysters. There she would swim, desperately searching for the secret shells. After her dive, she would take her catch to the market to sell for coins.



Editing

- Check your punctuation and spelling.
- Have you remembered full stops?
Are there capital letters after the full stops? Have you remembered the comma after your fronted adverbials?

C.O.P.S.

Are you going to be caught out?

Remember! Capital Letter. Organisation. Punctuation. Spelling.

C
O
P
S

Have I started my sentence with a capital letter?
Have I used a capital letter for the word 'I'?
Do all of the proper nouns have capital letters?

Have I spaced out my words clearly?
Have I finished all my sentences?
Have I checked that my writing makes sense?
Have I included all the important details?
Have I grouped my ideas together?
Have I set out my work in paragraphs?

Have I used a full stop at the end of the sentence?
Have I used other types of punctuation?

Have I used a dictionary to check my spelling?
Have I asked a friend?



Second Section

- Use your box plan to help you. Look back at the model text to help you too. In this section I want you to:
 - ❖ Introduce the new character who is 'helped' in some way by the MC;
 - ❖ Describe the new character in detail using the sentence practise from last week.

Li catches the King of the fishes but chooses to put it back	MC rescues an animal that is the King or Queen of its kind.	Zoe catches an oyster with a fabulous pearl. Puts it back. Turns out it is the Queen of the oysters.
--	---	--

Here's my second paragraph. Use it to help you write yours.



One night, she caught an unusually large oyster. She couldn't help herself and she peeped inside. It had diamonds on its shell that glittered in the beautiful moonlight, a shimmering pearl and an angelic voice. As the oyster sang its mournful moan, Zoe froze in the water. She was mesmerised. Instantly, she realised that she couldn't take this oyster, so she placed it back on the seabed.



Editing

- Check your punctuation and spelling.
- Have you remembered full stops? Are there capital letters after the full stops? Have you remembered the comma after your fronted adverbials?
- Have you used expanded noun phrases? Could you find a noun now and create one?
- E.g. **water** – **blue water** or **calm, blue water**.

C.O.P.S.

Are you going to be caught out?

Remember! Capital Letter. Organisation. Punctuation. Spelling.

C
O
P
S

Have I started my sentence with a capital letter?
Have I used a capital letter for the word 'I'?
Do all of the proper nouns have capital letters?

Have I spaced out my words clearly?
Have I finished all my sentences?
Have I checked that my writing makes sense?
Have I included all the important details?
Have I grouped my ideas together?
Have I set out my work in paragraphs?

Have I used a full stop at the end of the sentence?
Have I used other types of punctuation?

Have I used a dictionary to check my spelling?
Have I asked a friend?



Third Section

- Use your box plan to help you. Look back at the model text to help you too .In this section I want you to:
 - ❖ Grant the main character a wish.



As soon as the oyster touched the sand, it spoke to Zoe.

“Zoe, you have saved the Queen of the Oysters. I will grant you one wish. Come back to me when the moonlight dances on the waves and I will give you what your heart desires.”



Editing

- Check your punctuation and spelling.
- Have you remembered full stops? Are there capital letters after the full stops?
- Have you remembered the comma after your fronted adverbials?
- Have you written your speech on a new line?

C.O.P.S.

Are you going to be caught out?

Remember! Capital Letter. Organisation. Punctuation. Spelling.

C
O
P
S

Have I started my sentence with a capital letter?
Have I used a capital letter for the word 'I'?
Do all of the proper nouns have capital letters?

Have I spaced out my words clearly?
Have I finished all my sentences?
Have I checked that my writing makes sense?
Have I included all the important details?
Have I grouped my ideas together?
Have I set out my work in paragraphs?

Have I used a full stop at the end of the sentence?
Have I used other types of punctuation?

Have I used a dictionary to check my spelling?
Have I asked a friend?



Fourth Section

Use your box plan to help you. Look back at the model text to help you too. In this section I want you to:

- ❖ Make sure your main character thinks about what her family and friends need.

Li asks each member of his family what they would wish for. He struggles to decide.	The MC struggles to decide what to wish for.	Zoe wants her uncle to have money to fix the leaks, her mother to walk again and she wants to have a puppy.
---	--	---

Here's my fourth paragraph. Use it to help you write yours.



So that night Zoe returned home and tried to listen to what her heart desired. On the one hand, her mum could not walk so it would be wonderful if she could be cured. On the other hand, Zoe's family were so poor that their roof was leaking in two places, so they really needed money for a new house. Zoe also dreamed of having a puppy of her very own. She wanted all of these things, but there was only one wish. How on earth was she going to decide?



Editing

- Check your punctuation and spelling.
- Have you remembered full stops? Are there capital letters after the full stops?
- Have you remembered the comma after your fronted adverbials?
- Have you used expanded noun phrases? Could you find a noun now and create one?
- E.g. puppy– cute puppy

C.O.P.S.

Are you going to be caught out?

Remember! Capital Letter. Organisation. Punctuation. Spelling.

C
O
P
S

Have I started my sentence with a capital letter?
Have I used a capital letter for the word 'I'?
Do all of the proper nouns have capital letters?

Have I spaced out my words clearly?
Have I finished all my sentences?
Have I checked that my writing makes sense?
Have I included all the important details?
Have I grouped my ideas together?
Have I set out my work in paragraphs?

Have I used a full stop at the end of the sentence?
Have I used other types of punctuation?

Have I used a dictionary to check my spelling?
Have I asked a friend?

Fifth Section



- Use your box plan to help you. Look back at the model text to help you too. In this section I want you to:
 - ❖ Have your main character return to the wish-granting character;
 - ❖ Combine the needs of your MC's friends or family into one wish;
 - ❖ Describe the setting.

Li combines three wishes into one and asks the King of the Fishes for his wish.	The MC chooses his wish, asks the creature and his wish is granted.	<i>Zoe wishes for her mum to dance around with her puppy in the garden of their mansion.</i>
---	---	--

Here's my fifth paragraph. Use it to help you write yours.



As quick as a flick, it came to her! She knew what to wish for. The sun was setting, and the moon was beginning to take over the day. Zoe could see the moon's light reflecting on the surface of the waves. It was time to talk to the Queen of the Oysters. Down, down, down she swam. The Queen of the Oysters was there, waiting. Zoe used her hands to wish underwater. She used actions and hand signals to ask for her heart's desire.

"I wish for my mum to be chasing my puppy around my mansion's garden."



Editing

- Check your punctuation and spelling.
- Have you remembered full stops? Are there capital letters after the full stops?
- Have you remembered the comma after your fronted adverbials?
- Have you used expanded noun phrases? Could you find a noun now and create one?
- E.g. waves— **tranquil** waves

C.O.P.S.

Are you going to be caught out?

Remember! Capital Letter. Organisation. Punctuation. Spelling.

C
O
P
S

Have I started my sentence with a capital letter?
Have I used a capital letter for the word 'I'?
Do all of the proper nouns have capital letters?

Have I spaced out my words clearly?
Have I finished all my sentences?
Have I checked that my writing makes sense?
Have I included all the important details?
Have I grouped my ideas together?
Have I set out my work in paragraphs?

Have I used a full stop at the end of the sentence?
Have I used other types of punctuation?

Have I used a dictionary to check my spelling?
Have I asked a friend?



Final Section

- Use your box plan to help you .Look back at ***The King of the Fishes*** model text to help you too. In this section I want you to:
 - ❖ **Have the wish come true.**
 - ❖ **Make sure your reader knows that your main character has changed because of the wish.**

Everyone is happy.	All is well. The MC is now rich.	Zoe is rich and all her dreams have come true.
--------------------	----------------------------------	--

**Here's my final paragraph. Use it to
help you write yours.**



Suddenly, the oyster shimmered. The water felt cooler and the seaweed seemed to stand still. Zoe swam up to the surface and as soon as she broke into the air, she heard it! A dog barking in the distance. Zoe smiled. Her worries were finally over, and she walked back to her mansion in the moonlight.



Editing

- Check your punctuation and spelling.
- Have you remembered full stops? Are there capital letters after the full stops?
- Have you remembered the comma after your fronted adverbials?
- Have you used expanded noun phrases? Could you find a noun now and create one?
- E.g. waves— **tranquil** waves



**Well done, remember
to show an adult what
you have done today**






Well done Year 4

- Thank you for writing an amazing story.
- Have you enjoyed writing your story?
- Now that you have a new story, why not publish it? Or write it as a top copy for your book of work.
- Below are some simple instructions for making a mini book from a piece of A4 paper.
- <https://cutt.ly/QtvAkwq>

How to Make a Six-Page Book With One Sheet of Paper!



1. One sheet of white paper.
12" X 18" is a good size to use.



2. Fold in half lengthwise. Also known as a "Hotdog Fold".




3. Fold in half again.



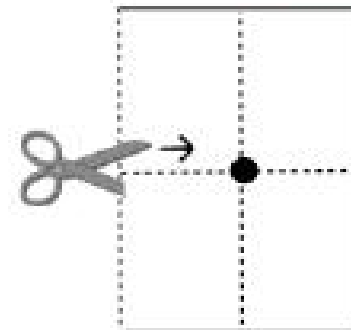
4. Fold in half again.



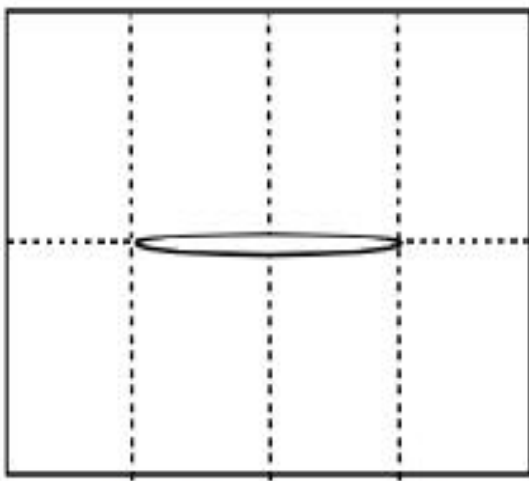
5. Now you have a very small folded sheet of paper. But it isn't a book yet.



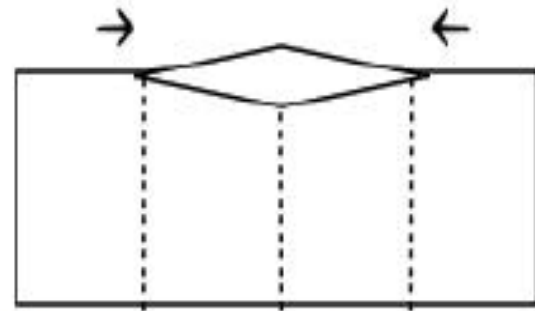
6. Unfold everything. Now it is a big sheet of paper with lots of fold lines.



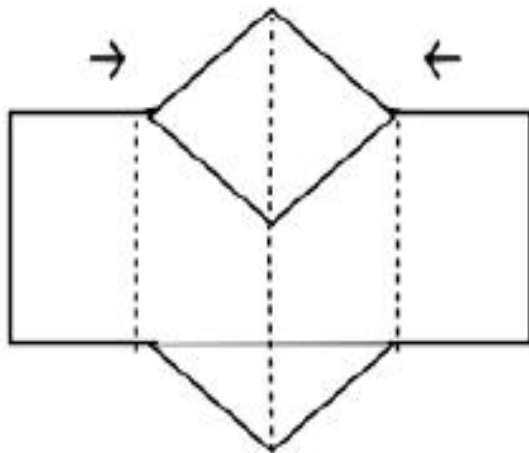
7. Fold in half in the middle- this time a "Hamburger Fold". Make a mark with your pencil in the center of the folded sheet. Take your scissors and cut from the *folded* edge to the center dot. Stop cutting at the dot!



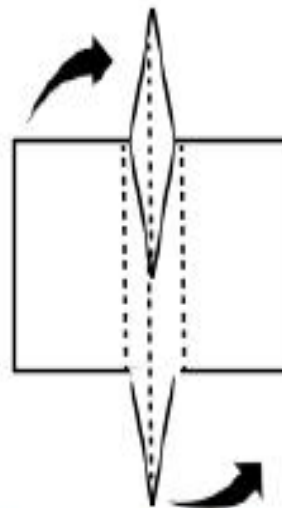
8. Unfold your sheet of paper. It should look like this with an open slit in the middle. Fold it in half length-wise again. (Hotdog Fold.)



9. Push folded edges towards center allowing the slit to open up into a diamond shape.



10. Keep pushing edges together until diamond becomes a slit again, perpendicular to folded edges.



11. Fold one edge toward slit and the opposite slit toward folded edge.



12. Be sure to go over the creases to make them sharp. Now you have a small six-page book!