

Welcome to *Abacus*!



AIMS

- ❖ To introduce the Foundation team
- ❖ To discuss day to day running of Foundation
- ❖ To let you know how to prepare your child for school

OUR TEAM

- ❖ Mrs Borley & Mrs Smith – Blue Class Teachers and Early Years Leaders
- ❖ Mrs South – Pink Class Teacher
- ❖ Mrs Kirchel – Cover Teacher
- ❖ Mrs Penfold – Blue Class LSA in the mornings and shared across both classes in the afternoons
- ❖ Mrs Renshaw – Pink Class LSA in the mornings



Uniform Expectations

Suppliers:

Emblem

My Clothing

- ❖ Yellow polo shirt
- ❖ Grey trousers/shorts/skirt/dress
- ❖ Yellow/purple gingham summer dress
- ❖ Black shoes – no trainers and **no laces**
- ❖ White, grey or black socks
- ❖ Please ensure all items are **named** (including shoes!)
- ❖ Please remember coats/jackets– we do go out to play even if it is raining
- ❖ We have a wellie rack outside as we do go out in the rain (optional)
- ❖ Girls’ hair always tied up and no excessive headwear to be worn (i.e cat ears and unicorn horns!)
- ❖ No nail varnish
- ❖ No earrings permitted
- ❖ Water bottle every day please – School policy is that the children are only allowed water in their bottle, not juice
- ❖ School book bags – don’t have the space for rucksacks, book bags only please (labelled)

P.E

- ❖ PE kit –
 - ❖ House colour top
 - ❖ Black shorts
 - ❖ Black trainers
 - ❖ Plain black tracksuit

- ❖ No earrings as per EYFS Policy



Abacus House Teams



Siblings will be in the same houses.

The children are then split to ensure a balance of boys/girls across the houses.


Parent Pay

- ❖ We are a cashless school – you will be provided with a log in for Parent Pay once your child starts school
- ❖ Pay for trips, events and snack
- ❖ Snack:
 - ❖ Pay £1 a week, half termly
 - ❖ Free fruit is provided
 - ❖ Milk is available via Cool Milk scheme (free for under 5's)



Communication

- ❖ Home school diary (also to be used as your child's reading journal)
- ❖ Tapestry
- ❖ At the door – **appointment for lengthy chats please**
- ❖ Text system – you can reply to school texts
- ❖ Weekly Newsletter online
- ❖ Website – dates, letters, newsletters, class pages
- ❖ School Facebook page
- ❖ Parent consultations
- ❖ End of Year Report



Our curriculum

- ❖ The EYFS Curriculum goes from birth to 60 months – we work from the same curriculum that your children would have been following in nursery.
- ❖ We use a document called Birth to 5 Matters to plan
- ❖ Recently changed - to be implemented starting September



Characteristics of Effective Learning

Playing and Exploring

ENGAGEMENT

Finding out and exploring
Playing with what they know
Being willing to 'have a go'

Active Learning

MOTIVATION

Being involved and concentrating
Keep trying
Enjoying achieving what they set out to do

Creative and Critical Thinking

THINKING

Having their own ideas
Making links
Working with ideas

Areas of Learning and Development

Birth to 5 Matters Aspects

Prime Areas

Personal, Social and Emotional Development

Making Relationships
Sense of Self
Understanding Feelings

Physical Development

Moving and handling
Health and Self-care

Communication and Language

Listening and Attention
Understanding
Speaking

Specific Areas

Literacy

Reading
Writing

Mathematics

Mathematics

Understanding the World

People and Communities
The World
Technology

Expressive Arts and Design

Creating with Materials
Being Imaginative and Expressive

These 17 Aspects are what we assess the children in at the beginning of the year and again at the end of the year.

Play based learning



“Children have a right to play.”

- Play, both indoors and outdoors, makes a powerful contribution to children's wellbeing, development and learning.
- Having freedom and time to play in an appropriately resourced environment supports development and learning across all areas.
- Continuous provision activities and adult led activities

Autumn Term	Spring Term	Summer Term
<ul style="list-style-type: none">• Heavily play based• Short whole class carpet sessions followed by 1:1 or very small group work with an adult whilst rest of class access continuous provision• Progress mainly evidenced by photos/videos on Tapestry• Use of questioning to advance children's learning• Strong focus on Prime Areas – Personal, Social & Emotional, Communication & Language and Physical.	<ul style="list-style-type: none">• Mixture of play based and slightly more formal• Longer carpet sessions for English or Maths daily followed by small group activities with an adult• Progress evidenced on Tapestry and some in exercise books• Use of questioning to advance children's learning	<ul style="list-style-type: none">• More structured/formal learning• Longer carpet sessions for English and Maths followed by whole class activities for English and Maths – adult supporting different groups throughout the week• Evidence on Tapestry with more emphasis on children evidencing their own work independently

Phonics



Taught daily - a new sound is introduced every day
Mon – Thurs and then Friday the children practise the sounds they have learned that week.


The children will be given flashcards on a Friday to bring home so that they can practise the sounds they have been taught that week.

As the year progress your child will build up a collection of flashcards that the will use at school and at home to build words.

Practising at home has a huge impact on the children's progress.

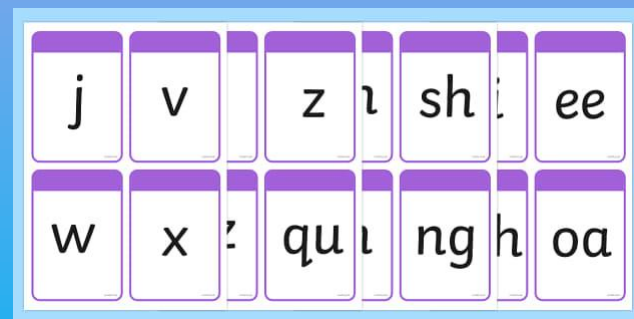
A day in the life...

- ❖ **8:45** - Register and Early Morning Work
- ❖ **9:00** - Phonics
- ❖ **9:30** – English (Free Play & Snack)
- ❖ **10:45** - Playtime
- ❖ **11:00** – Maths (Free Play)
- ❖ **11:45** - Lunchtime
- ❖ **12:45** - Register
- ❖ **12:50** - Guided Reading
- ❖ **13:15** - Topic work / PE
- ❖ **14:45** – Assembly
- ❖ **15:15** - Hometime



Homework

- ❖ The children will read to an adult in school and change their books on a weekly basis (please put Reading Folder in book bags every day)
- ❖ Reading (every evening where possible please)
- ❖ Practise sound flashcards daily
- ❖ There is no set homework day, but we may ask you to support with certain areas throughout the year.



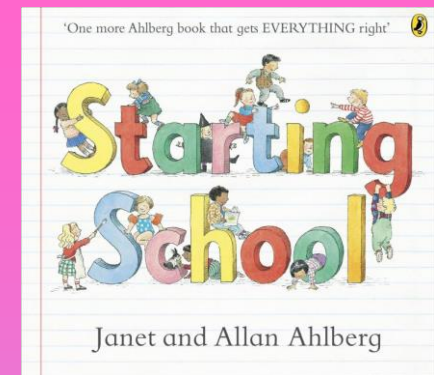
Lunch

- ❖ The children get an hour for lunch: 11:45 – 12:45
 - ❖ Free school meals for all children
 - ❖ Red – meat option
 - ❖ Green – vegetarian option
 - ❖ Yellow – jacket potato (cheese/beans/tuna)
 - ❖ Purple – roll/baguette
-
- ❖ Allergies/dietary needs can be met – arrange a meeting to discuss/can discuss at home visit
 - ❖ Talk to your child in the morning about the choices and help them make a good choice 😊
 - ❖ Healthy and Nut Free School – packed lunches need to reflect this
 - ❖ Limited time – don't over pack!

Starting school

❖ Your child is ready for school if they can...

1. Recognise their name – hear it, and see it (no expectation to be able to write it!)
2. Getting dressed/undressed independently – trousers, socks, jumper
3. Put their coat on independently
4. Put their shoes on independently – Velcro, no laces
5. Go to the toilet and wash their hands independently
6. Sit still on the floor with their legs crossed for a short period of time
7. Have good manners - know when to say please, thank you and sorry
8. Be able to tidy up after themselves – putting toys away, tucking their chair in etc
9. Take turns and share with other children
10. Be able to tolerate delay/be aware of other's needs



Home Visits

Will take place on:


Thursday 2nd

Friday 3rd

Monday 6th

Tuesday 7th

Wednesday 8th



You've been allocated a time slot, please text if you cannot make your date and we will do our best to rearrange it for you 😊

These can take place outside or inside under the current guidelines but weather permitting, outside is preferable.

****The children's first day of school is Friday 10th June – This is a full school day; 8.45am to 3.15pm (Government guidance permitting)****

Starting school

Pink or Blue?

- Boys/girls
- Age
- Advice from Preschools/Nurseries
- Sibling at Abacus
- Friendships

2nd July (uniform not needed, do not need to bring anything with them)

- Two sessions – 15 children in each
 - Morning – 9.30am to 11.00am
 - Afternoon – 1.00pm to 2.30pm
- Allocated to have an even split of boys/girls and looking at friendships

Friday 9th July

- One session – all children
 - 9.30am to 11.30am

If your child cannot attend either of these days unfortunately we cannot offer an alternative due to transitions being set to coincide with secondary school dates.

You will be text with your child's class and morning/afternoon session for 2nd July before the 18th June.

Come to see the classrooms!

As you leave you are invited to exit via the classrooms to see where the magic happens – please do not touch the toys as they are sanitised daily.



Questions?

Ask on Tapestry, text or email!



Welcome to Abacus – we
are so excited for you to
join us and can't wait to
meet you all in the new
term

